

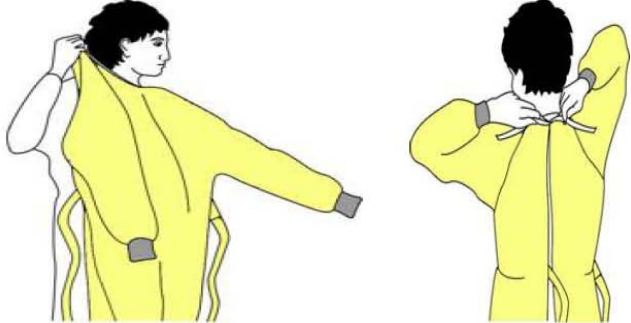


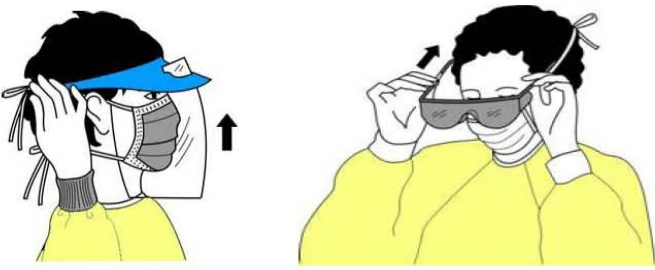
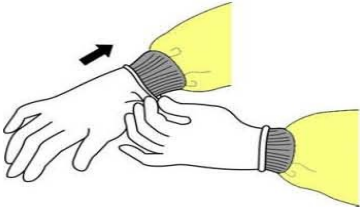


# Donning Personal Protective Equipment (PPE)

<p><b>1 Perform Hand Hygiene</b></p> <p><i>Images courtesy of <a href="http://justcleanyourhands.ca">justcleanyourhands.ca</a></i></p>		
<p><b>2 Put on Gown</b></p> <ul style="list-style-type: none"> <li>• Select appropriate size and type</li> <li>• Opening to the back</li> <li>• Secure neck and waist</li> <li>• If gown is too small, use two gowns:             <ol style="list-style-type: none"> <li>1. Gown #1 ties in front</li> <li>2. Gown #2 ties in back</li> </ol> </li> </ul>		
<p><b>3 Put on Mask</b></p> <ul style="list-style-type: none"> <li>• Use a fluid resistant procedure mask or surgical mask or one step mask with attached eye protection</li> <li>• Place over nose, mouth and chin</li> <li>• Fit flexible nose piece over nose bridge</li> <li>• Secure on head with ties or ear loops</li> <li>• Adjust fit</li> </ul>		
<p><b>Or N95 Particulate Respirator</b></p> <ul style="list-style-type: none"> <li>• Select respirator according to fit testing</li> <li>• Place over nose, mouth and chin</li> <li>• Fit flexible nose piece over nose bridge</li> <li>• Secure on head with top elastic followed by bottom elastic</li> <li>• Adjust to fit</li> <li>• Perform a fit check:             <ol style="list-style-type: none"> <li>1. Inhale - respirator should collapse</li> <li>2. Exhale - check for leakage around face</li> </ol> </li> </ul>		
<p><b>4 Put on Eye Protection</b> <i>(Unless one step mask with attached eye protection)</i></p> <ul style="list-style-type: none"> <li>• Position goggles over eyes and secure to the head using the ear pieces or headband</li> <li>• Position face shield over face and secure brow with head band</li> <li>• Adjust to fit comfortably</li> </ul>		
<p><b>5 Put on Gloves</b></p> <ul style="list-style-type: none"> <li>• Don gloves last</li> <li>• Select correct type and size</li> <li>• Insert hands into gloves</li> <li>• Extend gloves over isolation gown and cuffs</li> </ul>		

## HOW TO SAFELY USE PPE

- Keep gloved hands away from face
- Avoid touching or adjusting other PPE
- Remove gloves if they become torn; clean hands before donning new gloves
- Limit surfaces and items touched